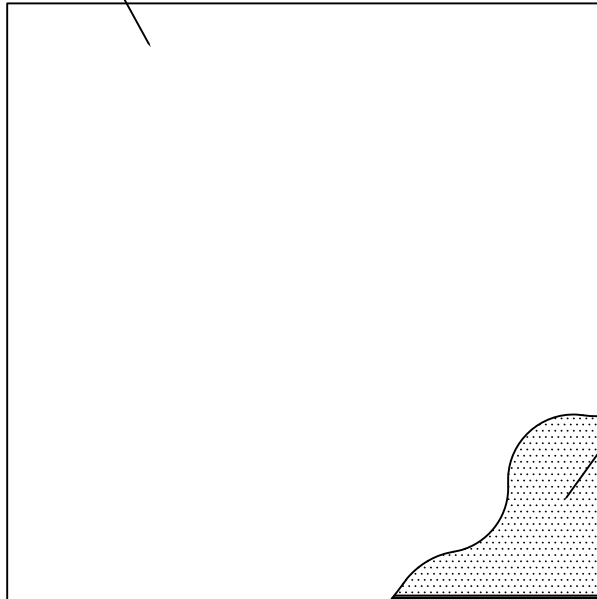


Hot dipped  
galvanized steel  
top sheet



**Top View**

1-1/8" thick high  
density composite  
core

Hot dipped  
galvanized  
steel bottom  
pan

### SPECIFICATIONS

#### General information

- Panel weight : 6.34 lbs./ft<sup>2</sup> bare.
- 1-1/8" thick high density composite core.
- 1-3/16" inches deep with no covering.
- Protected from corrosion using a hot dipped galvanized top sheet and bottom pan.
- ULC File Number R16784

### UNDERSTRUCTURE OPTIONS

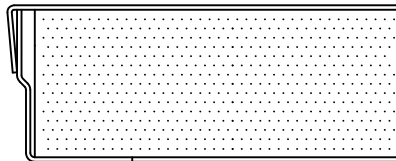
- 2' X 2' Heavy Duty Bolted Stringer
- 2' X 4' Heavy Duty Bolted Stringer
- 4' X 4' Heavy Duty Bolted Stringer

### COVERING OPTIONS


Factory laminated with integral trim tile

- 1/16" HPL \_\_\_\_\_ Color \_\_\_\_\_
- 1/8" HPL \_\_\_\_\_ Color \_\_\_\_\_

For additional laminate options contact Inside Sales



BARE VERSION



INTEGRAL TRIM VERSION

#### System Performance Criteria

System performance criteria are the most important to consider because they represent the performance in a typical installation. Panel only criteria such as concentrated load is often used to specify floor systems however, the test is not representative of an actual installation because it is performed with the panel resting on blocks, not actual understructure.

System Performance Criteria (Tested on Actual Understructure)							
System Type		SYSTEM WEIGHT	STATIC LOADS		ROLLING LOADS		IMPACT LOADS
Panel	Understructure		Design* Loads	Safety Factor* (min. 2.0)	10 Passes	10,000 Passes	
WC6000/24"	Heavy Duty Bolted Stringer	8.28 lbs / ft <sup>2</sup>	1500 lbs	Pass	1500 lbs	1050 lbs	150 lbs

\*Design loads and safety factors are defined in the Technical Resources/Technical Bulletins area of the web-site under "Design Loads". All other tests are conducted under CISCA's recommended test procedure for access floors.