


TOP VIEW Standard perforated pattern - 1,024 holes 11/32" dia.



SPECIFICATIONS

General information

- 24 inches square. Panel Weight: 4.50 lbs./ft² bare.
- Panel height shall be 1-5/8" without covering.
- Die cast aluminum construction.
- 16.5% open area.
- Class A flame spread rating.
- Non-combustible material.
- Available with coatings.
- Optional standard perforated patterns (refer to FF1250 specification)
- Compatible with FF3000 solids, perforated panels (Refer to FF1250 specification).

UNDERSTRUCTURE OPTIONS

System Type (Select One)	Aluminum Base (Select base)	Steel Base (Select base)
<input type="checkbox"/> Stringerless	<input type="checkbox"/> Type A 5X5	<input type="checkbox"/> Type 6
<input type="checkbox"/> Cornerlock	<input type="checkbox"/> Type B 6X6	
<input type="checkbox"/> 2' bolted aluminum stringer	<input type="checkbox"/> Type 800	
	<input type="checkbox"/> Type 600	

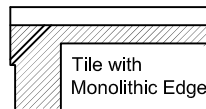
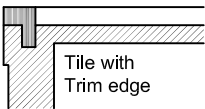
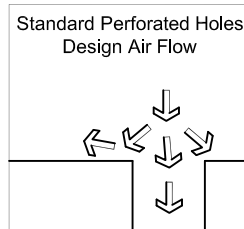
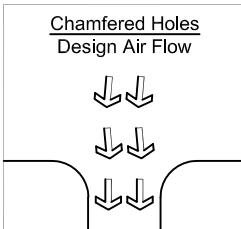
PACKAGING OPTIONS - refer to FF1250 specification

Understructure

- Standard Packaging Cleanroom Packaging

Panels

- Standard Packaging Cleanroom Packaging



COVERING OPTIONS

Tile factory laminated with trim edge or monolithic (mono)

- | | | |
|---|-----------------------------------|-------------------------------|
| <input type="checkbox"/> 1/8" Conductive vinyl _____ (Color) _____ | <input type="checkbox"/> E-coated | <input type="checkbox"/> Mono |
| <input type="checkbox"/> 1/8" Static Dissipative _____ (Color) _____ | <input type="checkbox"/> E-coated | <input type="checkbox"/> Mono |
| <input type="checkbox"/> 1/8" Low Emission Conductive Vinyl _____ (Color) _____ | <input type="checkbox"/> E-coated | <input type="checkbox"/> Mono |
| <input type="checkbox"/> 1/8" Low Emission Static Dissipative _____ (Color) _____ | <input type="checkbox"/> E-coated | <input type="checkbox"/> Mono |

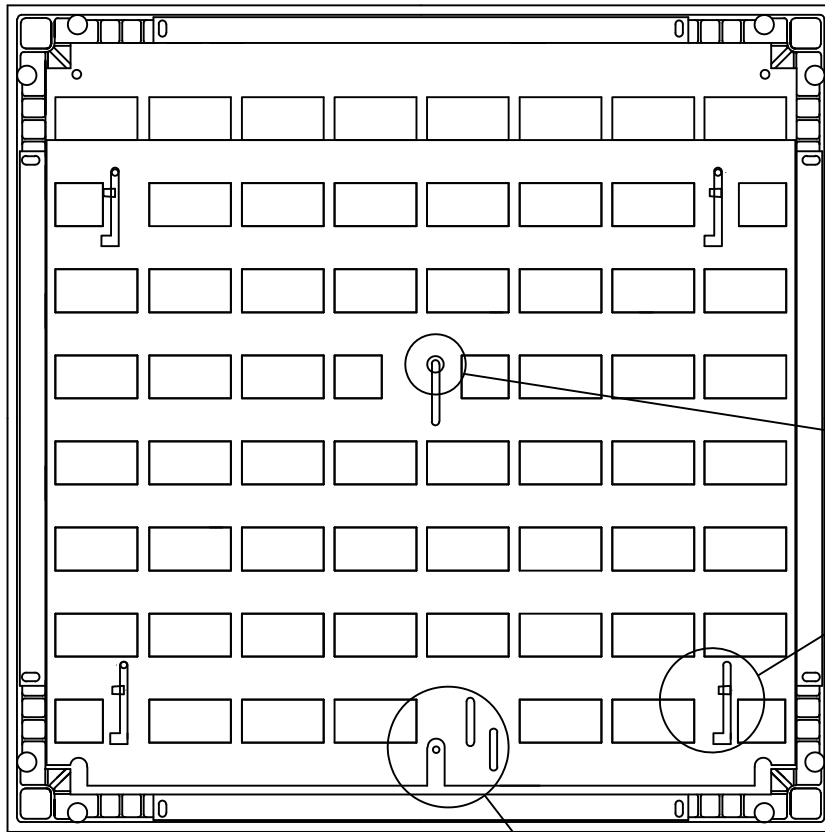
System Performance Criteria

System performance criteria are the most important to consider because they represent the performance in a typical installation. Panel only criteria such as concentrated load is often used to specify floor systems however, the test is not representative of an actual installation because it is performed with the panel resting on blocks, not actual understructure.

System Performance Criteria (Tested on Actual Understructure)*							
System Type	Understructure	SYSTEM WEIGHT	STATIC LOADS		ROLLING LOADS		IMPACT LOADS
			Design Loads	Safety Factor (min. 2.0)	10 Passes	10,000 Passes	
FF1250 Perforated	Stringerless / Cornerlock	6.0 lbs / ft ² 29 kg / m ²	1250 lbs 567 kg	Pass	1000 lbs. 454 kg	1000 lbs. 454 kg	100 lbs. 45.4 kg
	Bolted Stringer	6.5 lbs / ft ² 32 kg / m ²	1250 lbs 567 kg	Pass	1000 lbs. 454 kg	1000 lbs. 454 kg	100 lbs. 45.4 kg

*System load definitions and test procedure descriptions can be found in the Standard Product Tests and Methodology Guidelocated in the Resources section of Tate's web-site, www.tateaccessfloors.com.

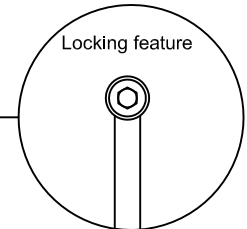
BOTTOM VIEW WITH OPTIONAL AIR EXACT DAMPER



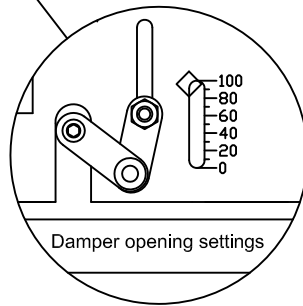
AIR EXACT DAMPER

General information

- Locking feature locks damper at desired setting from top.
- Easily disassembles for cleaning.
- Adjustable from top with standard T-handle allen wrench.
- Compatible with FF1250, FF3000 perforated panels and grates.
- Opening setting is clearly visible from top.
- Same standard 5/32" T-handle allen wrench for adjusting damper and locking it in place.
- Material: Aluminum alloy 5062.
- 55 slotted openings of approximately 2-3/8" X 1-1/8".



Tab for easy disassembly and cleaning



100 represents fully open
0 represents fully closed

DOWNWARD AIR FLOW PERFORMANCE

Chamfered Holes

Static Pressure (in H ₂ O)	FF 1250 Perforated No Damper	Damper Percent Open							
		20%	30%	40%	50%	60%	70%	80%	100%
Airflow in CFM									
.02	415	194	211	239	288	324	332	332	365
.04	632	257	323	373	396	453	494	494	544
.06	800	320	390	462	522	572	609	641	695
.08	955	374	468	538	610	661	718	739	794
.10	1051	412	510	593	670	738	818	851	921

Downward air flow performance is tested with 1/8" tile with standard 1,024 each 11/32" diameter perforation holes.