

**SPECIFICATIONS**

*General information*

- Panel weight : 11.5 lbs./ft<sup>2</sup> bare.
- All steel welded construction filled internally with a cementitious core material.
- Protected from corrosion by an epoxy paint finish.
- Class A flame spread rating.
- Non-combustible material.

**UNDERSTRUCTURE OPTIONS**

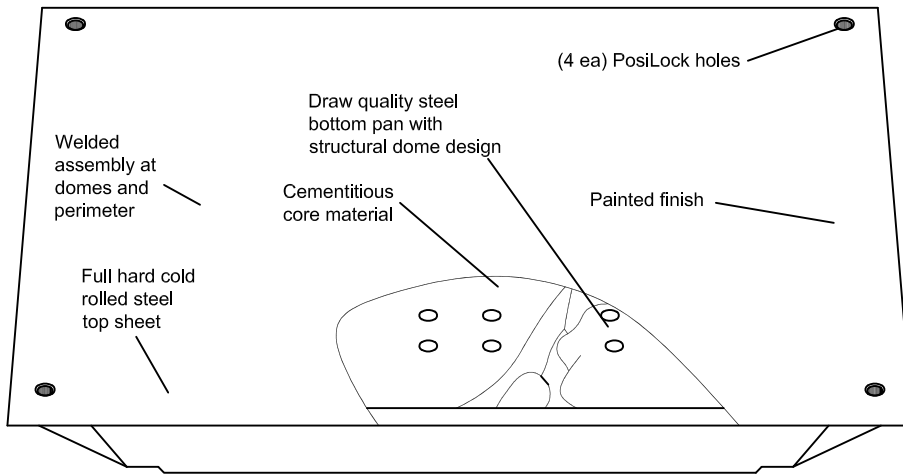
- 4' Heavy Duty Bolted Stringer w/ 8 ga. fillet welded heads

**COVERING OPTIONS**

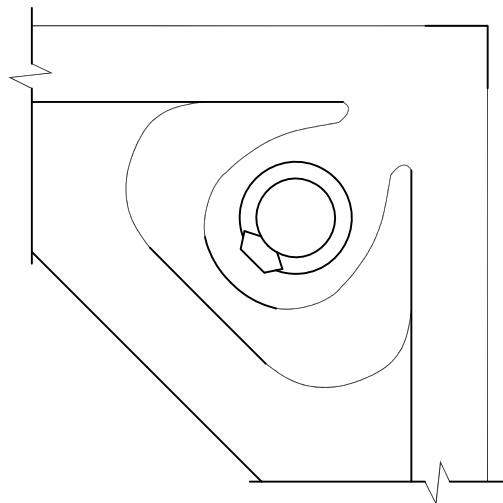
Tile factory laminated with integral trim edge

- 1/8" HPL \_\_\_\_\_ (Color) \_\_\_\_\_
- 1/16" HPL \_\_\_\_\_ (Color) \_\_\_\_\_
- 1/8" Conductive HPL \_\_\_\_\_ (Color) \_\_\_\_\_
- 1/16" Conductive HPL \_\_\_\_\_ (Color) \_\_\_\_\_

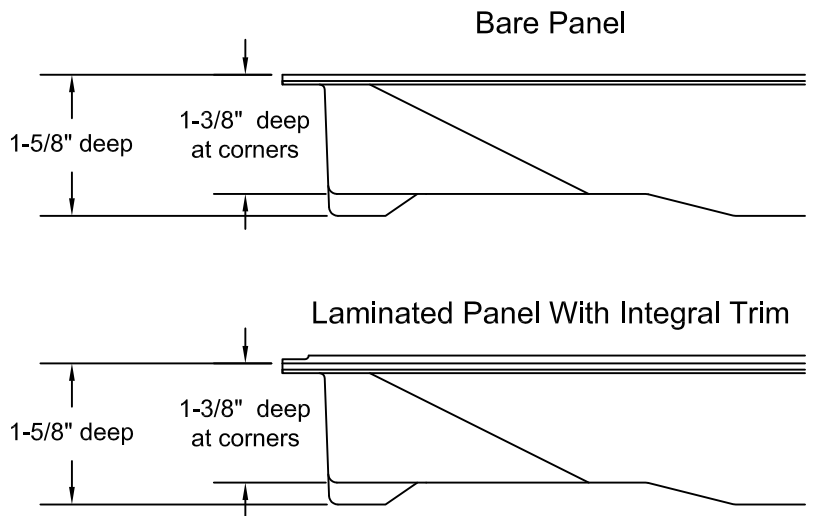
For additional laminate options contact Inside Sales



**TOP VIEW**



**CORNER DETAIL**



**System Performance Criteria**

System performance criteria are the most important to consider because they represent the performance in a typical installation. Panel only criteria such as concentrated load is often used to specify floor systems however, the test is not representative of an actual installation because it is performed with the panel resting on blocks, not actual understructure.

System Performance Criteria (Tested on Actual Understructure)*							
System Type	Understructure	SYSTEM WEIGHT	STATIC LOADS		ROLLING LOADS		IMPACT LOADS
			Design Loads	Safety Factor (min. 2.0)	10 Passes	10,000 Passes	
ConCore CC2500-24"	Bolted Stringer	12.0 lbs / ft <sup>2</sup> 59 kg / m <sup>2</sup>	2500 lbs 1134 kg	Pass	2000 lbs 907 kg	2000 lbs 907 kg	200 lbs 91 kg

\*System load definitions and test procedure descriptions can be found in the Standard Product Tests and Methodology Guidelocated in the Resources section of Tate's web-site, [www.tateaccessfloors.com](http://www.tateaccessfloors.com).