

SPECIFICATIONS

General information

- Panel weight : 10.25 lbs./ft² bare.
- All steel welded construction filled internally with a cementitious core material.
- Protected from corrosion by an epoxy paint finish.
- Class A flame spread rating.
- Non-combustible material.

UNDERSTRUCTURE OPTIONS

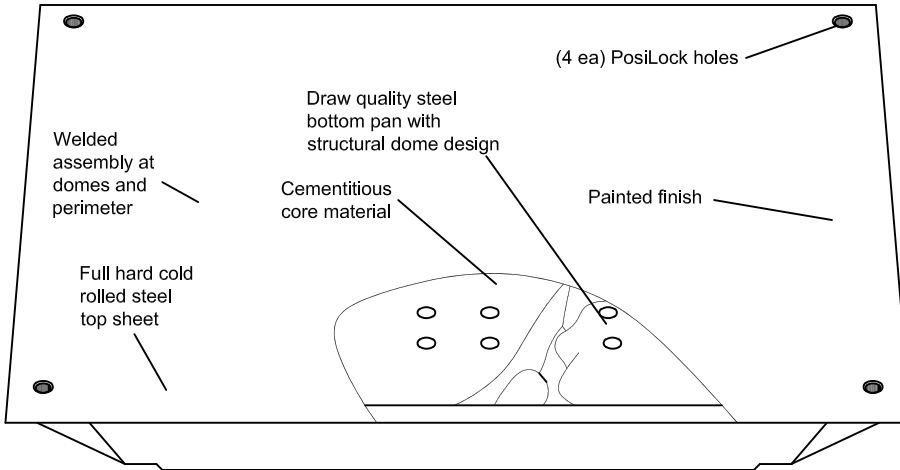
- 4' Heavy Duty Bolted Stringer w/ 8 ga. fillet welded heads

COVERING OPTIONS

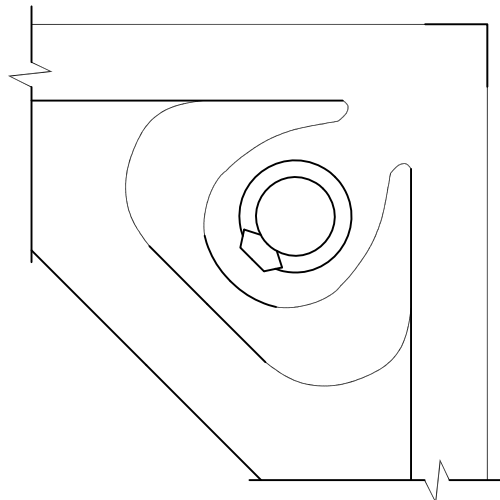
Tile factory laminated with integral trim edge

- 1/8" HPL _____ (Color) _____
- 1/16" HPL _____ (Color) _____
- 1/8" Conductive HPL _____ (Color) _____
- 1/16" Conductive HPL _____ (Color) _____

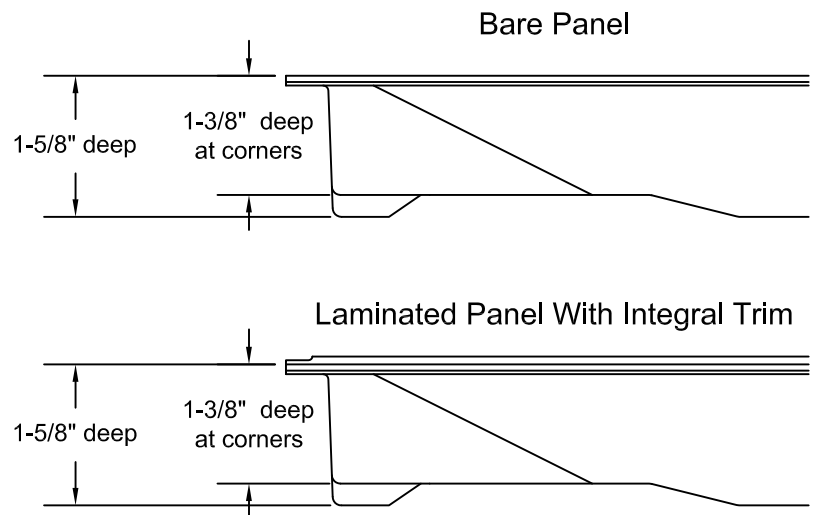
For additional laminate options contact Inside Sales



TOP VIEW



CORNER DETAIL



System Performance Criteria

System performance criteria are the most important to consider because they represent the performance in a typical installation. Panel only criteria such as concentrated load is often used to specify floor systems however, the test is not representative of an actual installation because it is performed with the panel resting on blocks, not actual understructure.

System Performance Criteria (Tested on Actual Understructure)*							
System Type	Understructure	SYSTEM WEIGHT	STATIC LOADS		ROLLING LOADS		IMPACT LOADS
			Design Loads	Safety Factor (min. 2.0)	10 Passes	10,000 Passes	
ConCore CC2000-24"	Bolted Stringer	11.5 lbs / ft ² 56 kg / m ²	2000 lbs 907 kg	Pass	1500 lbs 680 kg	1250 lbs 567 kg	200 lbs 91 kg

*System load definitions and test procedure descriptions can be found in the Standard Product Tests and Methodology Guidelocated in the Resources section of Tate's web-site, www.tateaccessfloors.com.